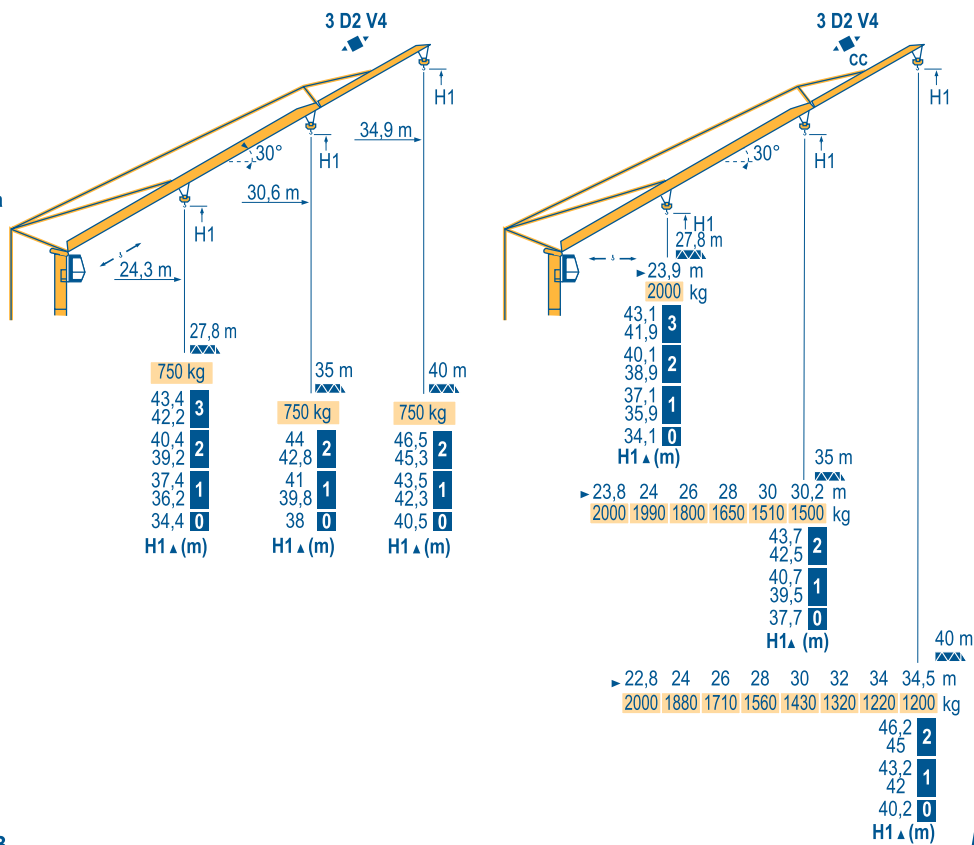


Courbes de charges	40 m	2,8	14,7	16	18	20	22	24	26	26,3	28	30	32	34	36	38	40 m
Lastkurven			4000	3600	3110	2740	2440	2190	1980	-	1810	1660	1530	1420	1320	1230	1150 kg
Load diagrams										2000	1860	1710	1580	1470	1370	1280	1200 kg
Curvas de cargas	35 m	2,8	15,3	16	18	20	22	24	26	27,6	28	30	32	34	35 m		
Curve di carico			4000	3800	3290	2890	2570	2310	2100	-	1920	1760	1620	1500	1450 kg		
Curva de cargas										2000	1970	1810	1670	1550	1500 kg		
	27,8 m	2,8	16,9	18	20	22	24	26	27,8 m								
			4000	3720	3270	2920	2630	2390	2200 kg								
									2000 kg								

Flèche relevée
Ausleger in Steilstellung
Luffing jib
Flecha izada
Braccio impennato
Lança inclinada

LYD 1



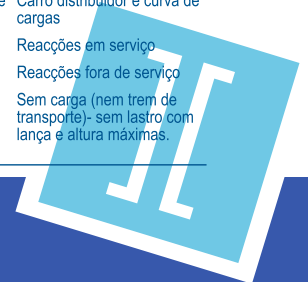
GTMR336 B

POTAIN

F Chariot distributeur	D Verfahrbare Laufkatze	GB Traversing trolley	E Carro distribuidor	I Carrellino distributore	P Carro distribuidor
CC Chariot distributeur et courbes de charges	D Verfahrbare Laufkatze und Lastkurven	GB Traversing trolley and load diagrams	E Carro distribuidor y curvas de cargas	I Carrellino distributore e curva di carico	P Carro distribuidor e curva de cargas
● Réactions en service	● Reaktionskräfte in Betrieb	● Reactions in service	● Reacciones en servicio	● Reazioni in servizio	● Reações em serviço
■ Réactions hors service	■ Reaktionskräfte außer Betrieb	■ Reactions out of service	■ Reacciones fuera de servicio	■ Reazioni fuori servizio	■ Reações fora de serviço
▲ A vide sans lest (ni train de transport) avec flèche et hauteur maximum.	▲ Ohne Last, Ballast (und Transportachse), mit Maximalausleger und Maximalhöhe.	▲ Without load, ballast (or transport axes), with maximum jib and maximum height.	▲ Sin carga, sin lastre, (ni tren de transporte), flecha y altura máxima.	▲ A vuoto, senza zavorra (ne assali di trasporto) con braccio massimo e altezza massima.	▲ Sem carga (nem trem de transporte)- sem lastro com lança e altura máximas.



















INFO 089/800 75 655



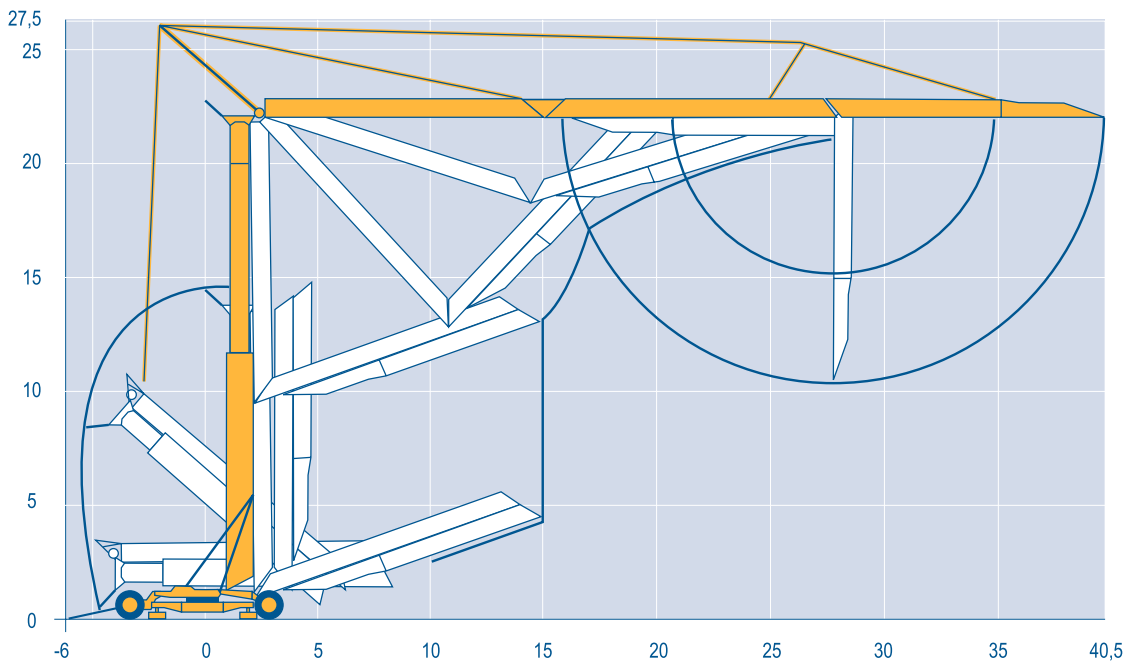
Mécanismes
Antriebe
Mechanisms
Mecanismos
Meccanismi
Mecanismos

LYD 2

								ch - PS hp	kW	
										
	20 TDPC 10	m/min	8	25	50	4	12,5	25	20	15
		kg	2000	2000	1300	4000	4000	2600		
	20 LVF 10	m/min	5	25	50	2,5	12,5	25	20	15
		kg	2000	2000	1300	4000	4000	2600		
	3 D2 V4	m/min	22 - 44						4	3
	RCV 32	tr/min U/min rpm	0 → 0,8						4	3
	TVD 122	m/min	25						2 x 2	2 x 1,5
	TB 122	m/min	25						2 x 2	2 x 1,5
		CEI 38				IEC 38				
		400 V (+6% -10%) 50 Hz						25 kVA		


Montage
Montage
Erection
Montaje
Montaggio
Montagem

LYD 1



GTMR336 B

POTAIN 

   	<p>F</p> <p>Levage Distribution Orientation Translation</p>	<p>D</p> <p>Heben Katzfahren Schwenken Kranfahren</p>	<p>GB</p> <p>Hoisting Trolleying Slewing Travelling</p>	<p>E</p> <p>Elevación Distribución Orientación Traslación</p>	<p>I</p> <p>Sollevamento Distribuzione Rotazione Traslazione</p>	<p>P</p> <p>Elevação Distribuição Rotação Translação</p>
--	--	--	--	--	---	---

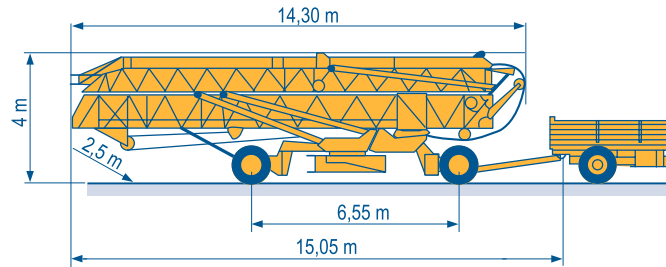


INFO 089/800 75 655

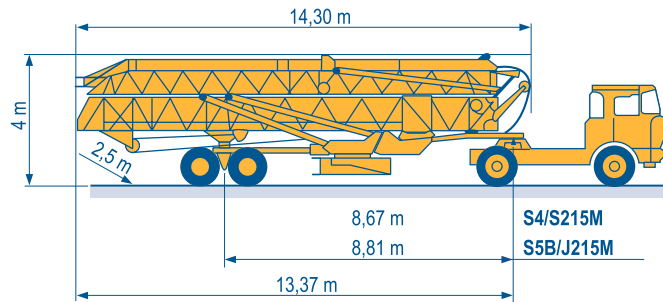
Transport
Transport
Transport
Transporte
Trasporto
Transporte

LYD 1

15A/25A
DJ126M/S215M



S4/S215M
S5B/J215M



Document commercial non contractuel. Pour toute information technique se référer à la notice correspondante.

Unverbindliches Vertriebsdokument. Für technische Informationen, siehe die entsprechenden Anweisungen.

This commercial document is not legally binding. For any technical information, please refer to the corresponding instructions.

Documento commercial non contractuel. Para cualquier información técnica, ver la noticia correspondiente.

Documento commerciale non vincolante, per tutte le informazioni tecniche fare riferimento al catalogo istruzioni.

Documento comercial não contratual. Para qualquer informação técnica complementar consultar as respectivas instruções.



18, rue de Charbonnières - B.P.173
69132 ECULLY Cedex - France

Tél. : +33 (0) 4 72 18 20 20
Fax. : +33 (0) 4 72 18 20 00
www.manitowoccrane.com

STIROB
Baustelleneinrichtung

Billberg 5
82266 Inning a. Ammersee
Tel. 08143 / 99125-25
Fax 08143 / 99125-05
info@stirob.com
www.stirob.com



Americas
Tel : +1 888 479 7278
Tel : +1 717 593 2000

Europe - Middle East - Africa
Tel : +33 (0) 4 72 81 50 00
Tel : +44 (0) 191 522 2000

Asia - Pacific
Tel : +65 6264 1188
Fax : +65 6862 4040

www.manitowoccrane.com

GTMR 336 B
Code F-91985-33_Réf. 2003 48 LYD 4

Copyright.Reproduction interdite © POTAIN 2003

Réalisation Sedoc



INFO 089/800 75 655